

How To Run A Leaver's Service Prayer Space In A Cathedral

Resource Pack

Written by Jane Whittington,
Schools Officer with the Diocese of Guildford,
and Prayer Spaces in Schools.

INTRODUCTION

In 2014 and again in 2015 the Diocese of Guildford hosted a Leavers Service Prayer Space at Guildford Cathedral to help Year 6 students mark their transition from primary to secondary school.

Prior to 2014, the Diocese hosted three large services for up to 1000 students each. At the Leaver's Service Prayer Spaces, however, the students were spread over 8 services. The maximum number at any of these services was 550, which made it possible for the students to engage in a variety of interactive prayer activities, and then to participate in a short service that built on the prayer activities and brought them to a communal conclusion.

Jane Whittington, Schools Officer for the Diocese of Guildford, and author of much of the materials in this Resource Pack writes;

"The change to a Prayer Space style of service was done to enable the pupils to pause in the busyness of secondary induction days, leaving celebrations and general end-of-year events to reflect and pray about the transition. I wanted to include the opportunity to deal with regrets and forgiveness, which are not usually included in transition work. Talking to the adults involved, many of us still carried issues from primary school that had never been dealt with. Feedback from schools has been very positive with some schools following up on the activities back in school."

This Resource Pack has been compiled in the hope that many other Diocese will host Leaver's Service Prayer Spaces in their Cathedrals. Readers are welcome to use the pack in full, although many of the resources will need to be adapted to fit the local situation. Please do not reproduce/publish anything from this pack without permission.

For more information about the Diocese of Guildford, please visit <http://www.cofeguildford.org.uk/>, and in particular the Year Two Leaver's Activities webpage, <http://www.cofeguildford.org.uk/education/our-school-services/re/leavers-services/year-two-leavers-activities>

For more information about Prayer Spaces in Schools, please visit <http://www.prayerspacesinschools.com>

For support in getting started with your first prayer space in a school, please email Tandia on info@prayerspacesinschools.com

OVERVIEW

Each Leavers Service is comprised of two sections;

- Prayer Activities (60 minutes)
- Service (20-30 minutes)

1) THE PRAYER ACTIVITIES (60mins)

Prior to arrival, students are organised into groups of no more than 15, and each group is led by a member of staff or a helper/volunteer. The group leaders are given a single-page map (see Appendix 11) of the five prayer activity zones in the Cathedral, and a welcome sheet (see Appendix 10) with any relevant instructions.

The five prayer activity zones around the Cathedral (inside and outside, if possible) are;

- 1) Sorry**
- 2) Wow!**
- 3) Thank you**
- 4) Please**
- 5) Together**

In each of the zones there are 6-8 copies of each prayer activity so that multiple groups can participate at the same time. 'Together' is the only exception, as explained below.

A few core team members are also available in each zone to offer any additional support.

2) THE SERVICE (20-30mins)

The leaders bring their groups back together for the closing Service, which could run like this;

- A lively greeting, inviting the students (from each school) to wave their flags
- Prepared readings or prayers from the children on the prayer activity themes
- 2x songs previously chosen by the students (waving flags again?)
- A relevant, interactive Bible reading
- A 5min talk
- Any final comments/presentations, thank yous

THE PRAYER ACTIVITY ZONES

1) SORRY

Students are invited to think of something from their time in Year 6 (or before then) that they wish they'd done or said differently, or something that they wish had happened differently. Maybe something that they need to let go of. Maybe someone that they need to forgive. Students are invited to pick a dirty stone from a bucket and then carefully wash it in a bowl of clean water and then place it on cloth at the bottom of a wooden cross. The washing represents saying sorry, letting go, forgiveness.

Materials

Script for leader

8x laminated copies of instructions

SORRY sign

Chairs for adult leaders

Gazebo

2x buckets

- one filled with 60x stones, with soil

- one filled with clean water

Large cross surrounded by coloured fabric to lay the stones on

2x rugs to sit on

2x towels for drying hands

(Have a wet-weather contingency plan if you're doing this outside!)



THE PRAYER ACTIVITY ZONES

2) WOW!

Students are invited to think about a wow moment that they have experienced during Year 6 (or before), something that they enjoyed, something that they are proud of, a memorable moment. Students decorate a small paper flag with this wow moment, and then write their name and their school name onto the back of the flag. The group leader collects the flags for use during the Service a bit later.

Materials

8x laminated copies of instructions

WOW sign

Chairs for adult leaders

Table or chair (with cover) for materials

Packs of A5 coloured paper for flags (or triangular shaped) – prepare in bundles of 20x

Pens and pen-pot

15x clipboards to lean on

Plastic sticks (sold for candy-floss) – prepare in bundles of 60x

3x sellotape dispensers (scissors for back-up)



THE PRAYER ACTIVITY ZONES

3) THANK YOU

Students are invited to think of someone who they are thankful for during Year 6 (or before) - maybe another child, a teacher, a helper, or a volunteer?

Students are invited to make a pipe-cleaner person, and then to write who they are thankful for and why onto a Post-it note. The Post-it notes are stuck onto large sheets on the floor, and the students take the pipe-cleaner people home with them.

Materials

8x laminated copies of instructions

THANK YOU sign

Table or chair (with cover) for materials

Ready-made example pipe-cleaner person

8x sets of How To Make A Pipe-Cleaner Person instructions

Chairs for adult leaders


Coloured pipe-cleaners – prepare in bundles of 60x

Post-it notes

Pens and pen-pot

15x clipboards to lean on

4x sheets of A1 sugar paper



THE PRAYER ACTIVITY ZONES

4) PLEASE

Students are invited to think about something that they may be worried about, or that they want to ask God about, to 'put into God's hands'. Students draw around one of their hands and then write something that they want to leave in God's hands into the hand-shape. It doesn't have to be about school - it might be something about a family member, or some other concern. The hand shapes are then Blu-tacked onto sheets of sugar paper.

Materials

8x laminated copies of instructions

PLEASE sign

Table or chair (with cover) for materials

Chairs for adult leaders


Packs of A5 coloured paper – prepare in bundles of 20x

Pens and pen-pot

15x clipboards to lean on

4x sheets of A1 sugar paper

2x packs of Blu tac



THE PRAYER ACTIVITY ZONES

5) TOGETHER

Students are each given one foam puzzle piece (*source available*) and are invited to draw a picture of themselves and write their name on one side. With the group leader's help, students then add their puzzle piece to the 'together puzzle' (best placed at the front of the Cathedral). The group leader encourages the students to reflect on how we are each part of a wider family.

Materials

Script for leader

8x laminated copies of instructions

TOGETHER sign

Table or chair (with cover) for materials


A LARGE space (measure it)

Instructions

Chairs for adult leaders

Foam puzzle piece for every child (<http://www.inf.co.uk/infinite/Shape-Plain-Jigsaw-Centre-RVXJPSA.html>) - out 15x puzzle pieces in bags for each group

Pens and pen-pot



TIMETABLE

Book the Cathedral for the number of services you need well in advance.

Summer

Calculate how many students each school may bring.

Allocate schools to services to fit the available space.

Remember to include the accompanying adults, ratio 2:15.

(Volunteers often work with more than one school in their area, so could be there for several schools.)

Autumn term

Tell the schools the date they have been allocated so that they can set dates for sports days, etc. round it.

Check the number of students again.

Book the Bishop, DDE and any senior clergy if they are to be involved.

Begin to enthuse the Diocesan/Cathedral staff.

January

Send form (see Appendix 7) to schools asking for Year 6 teacher/office contact details and exact student numbers.

How many groups of 15 will they bring? How many adults? Who else is involved in the spiritual life of the school who we can recruit as volunteers?

February

Finalise how many groups of 15 we expect to have at each Service.

Create an email address list of school contacts for each Service (a slow job but worthwhile. Things sent just to the school office don't always get to the right teacher).

March

Contact potential volunteers.

Begin working on the prayer activities. How many copies will we need?

Make a comprehensive list of what we need to buy/borrow.

April/post-Easter

Make a detailed plan, with the Cathedral Vergers, where the prayer activities will go, what furniture is needed etc.

May

Go shopping for prayer activity materials.

Write and laminate instructions for each prayer activity.

After SATS send the Year 6 teachers details about the Service, reminding them of dates and times how it will work. etc.

Create a Master Plan of which volunteer will be where and send it to them with an invitation to the training.

June

Bag up the contents for each prayer activity.

Generate and print the rotation/order of prayer activities for each group.

Run a training session for all volunteers - a 'drop-in day' when training is run every 2 hours throughout the day, as well as early evening, works well. Each prayer activity is set up for the volunteers to see and the whole session is explained so that they can see how it will work. Invite the Vergers and any other key people to join in.

Take photos of how each prayer activity will look for the set-up volunteers.

Arrange for someone to welcome and brief the 'Sorry' volunteers at the start of every Service.

July

Send a reminder to schools about the need for children to arrive divided into groups of 15 a few days before. Send the risk assessment to schools

THE WEEK

The Leavers Service Prayer Space in Guildford Cathedral this year took place over five days, and was scheduled like this;

	Morning	Afternoon
Mon 7th July	Set up from 9am	12.30pm-2pm (Service A)
Tues 8th July	10.00am-11.30am (Service B)	12.30pm-2pm (Service C)
Wed 9th July	10.00am-11.30am (Service D)	12.30pm-2pm (Service E)
Thurs 10th July	10.00am-11.30am (Service F)	12.30pm-2pm (Service G)
Fri 11th July	10.00am-11.30am (Service H)	Pack up from 1pm

Allow at least two hours to set up the 40-or-so prayer activities.

Allow at least 45mins to refresh the prayer activities and replenish consumables between services.

Have a check-in table where schools are given a plan for the prayer activities, their timetable, and any Health & Safety information.

On the final day, have a team to help take the prayer activities down - it takes a good 2 hours+ and then the left-over items will need to be sorted ready to be stored.

Post-

Plan a review with the core team.

Send evaluation forms to schools and volunteers (see Appendix 12).

Breathe collective sigh of relief.

And then begin planning *next* year's Leaver's Service Prayer Space.

QUESTIONS

This Resource Pack is intended as a discussion starter, not a definitive plan. Your Leaver's Service Prayer Space will be different to the Diocese of Guildford's because of the uniqueness of your architecture, your people, your story, your resources, etc. There will be lots of things that you can adopt, some that you will need to adapt, and plenty of questions that you will need to wrestle with and answer. Here are a few to get you started;

- *Where can we position the five prayer activity zones in the Cathedral so that students and group leaders are able to use them easily?*
- *Will there be visitors to the Cathedral while the Leaver's Service Prayer Space is taking place? How will this be managed? (What will visitors specifically come to see? Could that area be avoided?)*
- *Can we use an outdoor area for the Sorry/stones prayer activity? If not, how can we adapt that prayer activity to make it cleaner/safer?*
- *It will take about 2 hours for the team to set everything up. Will we be able to leave the prayer activities up for the duration of the Services? How can we do this in the least disruptive way?*
- *What will we set the prayer activities up on? Chairs? Tables? The floor? Where can we get chairs and tables from? Who will get them?*
- *Who will the core team be? Where can we recruit our team of (50?) volunteers from? (We will need lots of help on the day itself, and plenty of help to prepare the prayer activities beforehand too.)*
- *Who will need to be informed and involved in some way to make this work? e.g. Board of Education, Deanery representatives, Diocesan staff, the Bishop's office, Church children's and youth workers, etc.*
- *Who will we need for the Service part? Musicians, for example? Where can we recruit our musicians from?*

Etc!

APPENDIX 1: 'SORRY' INSTRUCTIONS (Example)

SORRY

Is there something you wish you had done differently while you were at school?

Is there something you did to someone that you want to say sorry for?

Is there something you wish you had tried or had a go at, but didn't?

Is there someone that you need to forgive for something that they did to you?

Take one of the dirty stones from the bucket. Hold the stone and think about what you regret.

When it's your turn, wash the stone in the water until the dirt is gone.

Gently put the stone by the cross as a way of letting go and giving your regret to God.

APPENDIX 2: 'WOW!' INSTRUCTIONS (Example)

WOW

Think back over your time at Primary School. Can you think of something that you did that was a WOW moment – something that you especially enjoyed or are proud of?

Write this moment onto a flag.
Then decorate the flag with bright colours.

Write the name of your school in big letters on the other side of your flag.

Finally, Sellotape your flag onto a stick and keep it with you for the Service later.

APPENDIX 3: 'THANK YOU' INSTRUCTIONS (Example)

THANK YOU

Think of someone you are thankful for -
someone who helped you
at your Primary School.

Write the person's name and the reason
you are saying thank you for them onto a
Post-it note.

Now stick your thank you Post-it note onto
the big sheet of card.

Finally, create a pipe-cleaner person to
represent the person that you are thankful
for. You can take your pipe-cleaner
person with you if you want to, or you can
leave it at this prayer activity.

APPENDIX 4: 'PLEASE' INSTRUCTIONS (Example)

PLEASE

Is there something that you are worried about – something that you want God to help you with?

Choose a piece of coloured paper and draw around your hand.

On your hand shape write or draw the thing that you want to put into God's hands.

Stick your hand shape onto the big card using Blu tac.

APPENDIX 5: 'TOGETHER' INSTRUCTIONS (Example)

JIGSAW

Pick up one of the coloured foam
jigsaw puzzle pieces.
Draw your face onto your puzzle piece,
and then write your name below it.

Leader's Notes;

"Today we have gathered from schools all over the Diocese of Guildford to celebrate the move from Primary to Secondary School. During this week the year 6's from 45 schools will come to one of these services. That is 2600 children, teachers, TA's and Head teachers. Every single one of us is different and unique, even if you're an identical twin, or you have the same name as someone else. The picture that you drew of yourself and your name on your puzzle piece makes each piece different.

But we are linked together because we are all part of the family of church schools and affiliated schools in the Diocese. We are going to demonstrate this by making a Giant Jigsaw, and by the end of the last service this space will be filled by a huge jigsaw. If a piece is missing it leaves an obvious gap, the jigsaw is not complete.

Hold your piece of puzzle and think about all that makes you unique, and about the unique experience you've had at your Primary School. Now add your piece the puzzle. Try and put it next to someone who you don't know.

When you've placed your piece come and stand with your group ready to move onto your next activity."

APPENDIX 6: LETTER TO COLLEAGUES (Guildford)

Dear Colleague,

As you know every July the Diocesan Education Department invite all of the children who are leaving year 6 at a church primary school to come to Guildford Cathedral for a special Leavers' Service. There are over 2600 children involved so we hold several services. It is always a special event for the children and an important part of their transition from primary to secondary school.

In 2015 the format of these services will be changed to make them more interactive events. The children will arrive and take part in a variety of interactive prayer activities, before moving to the nave for a short service. They will be divided into groups of 15 and taken round these activities by their teachers and school staff. When the children have completed the prayer activities there will be a short service where we will use some of the thoughts and prayers that the children have written.

While some of these prayer activities could be led by the school staff, they will work best if they are led by a volunteer who understands the activity. I am writing to ask if you would be willing to volunteer to help with leading an activity at one or more of the Leavers' Services. I have attached the list of which schools will be attending each service because you may wish to be part of the Leavers' Service attended by your local school. Leading an activity at one of the services will involve doing the same activity with four groups of children during the service. We shall set up the activities on Monday morning and they will be left up until Thursday after the last service.

There will be short briefing sessions for volunteers on (*Date*) here at the Education Centre; 9.30am, 11.00am, 2.00pm, 3.30pm, 5.00pm. It would be helpful if you can attend one but if you can't make a briefing session please don't let that prevent you from volunteering.

The services will be held on;

Monday 7/7	Set up morning	9.00-11.30
Monday 7/7	Leavers Service A	12.00-2.00pm Children arrive 12.30
Tuesday 8/7	Leavers Service B	9.30-11.30am Children arrive 10.00
Tuesday 8/7	Leavers Service C	12.00-2.00pm Children arrive 12.30
Wednesday 9/7	Leavers Service D	9.30-11.30am Children arrive 10.00
Wednesday 9/7	Leavers Service E	12.00-2.00pm Children arrive 12.30
Thursday 10/7	Leavers Service F	9.30-11.30am Children arrive 10.00
Thursday 10/7	Clear up	1.00- 3.00pm

Leaver's Service Prayer Space Resource Pack

If you are able to offer help with one or more of these services or with the setting up and clearing away, please either send me an email or sign up on the sheet in the kitchen in the Education Centre.

I do hope that you will be able to join us with the exciting new style of Leavers' service.

Best wishes,

Jane Whittington
Schools Office, Diocese of Guildford

APPENDIX 7: SCHOOLS APPLICATION (Guildford)

To help with planning the service please can you complete this form and return it to the Diocese Office by *(Date)*. Either by post or email to *(Email)*

Name of school			
Approximate number of year 6 pupils		Likely number of staff in attendance. Please have a ratio of at least 2 adults to 15 pupils	
Do you plan to have a picnic lunch at the Cathedral?	Yes	No	Not sure yet
Do any of your pupils or staff need special arrangements, such as a wheel chair space or large print	Please put details in this box.		
Name of the best person to contact about arrangements for the Leavers Service.	Email of the contact person		
Name of the best person in the school office to contact about arrangements	Email of the office person		
Name of your vicar			
Would you be willing to prepare some short pieces that the children would read from the front as part of the service?	Yes	Not this year	
Does your school standard need repairing or updating?	Yes	No	
Please write below the names of 2 hymns or songs that your children enjoy singing in your school collective worship.			
Hymn / song 1			
Hymn / song 2			
We will need volunteers to help with the activities. Does your school have an Open The Book team or assembly group that have a relationship with your school that I might approach to help?	Name of group If possible name and email of a contact person.		

APPENDIX 8: LETTER TO VOLUNTEERS (Guildford)

Dear Friend,

I am writing to you because I am aware that you have supported your local schools by providing assemblies, help with RE lessons or through links with the deanery. Every July the Diocesan Education Department invite all of the children who are leaving year 6 at church primary school to come to Guildford Cathedral for a special Leavers Service. There are over 2600 children involved so we hold several services. It is always a special event for the children and an important part of their transition from primary to secondary school.

Last year the format of these services was changed to make them more interactive events. Feedback from the children and staff was enthusiastic and so we will continue this format in 2015. The children will arrive and take part in a variety of interactive prayer activities, before moving to the nave for a short service.

On arrival the children are divided into groups of 15 and taken around these activities by their teachers and school staff. The four activities are:

- A sorry moment- something they wish they had done differently, not done at all or wish that they had done. This will include washing a stone and laying it at the foot of the cross. If possible this will be done outside, although we have a wet weather option.
- A WOW moment- something that they have enjoyed/ are proud of/ made them go or feel WOW. This will include making flags.
- A Thank you moment- someone that they are thankful for at their primary school. This will include making a pipe cleaner person.
- A please moment- think about something they are worried about, something that they wish to put in God's hands. This will include drawing around their hand and writing their prayer on it.

When the children have completed the prayer activities there will be a short service. This will include some thoughts and prayers that children have prepared, singing and an interactive bible reading.

While some of these prayer activities could be led by the school staff, they work best if they are led by a volunteer who understands the activity. I am writing to ask if you or any of your team would be willing to volunteer to help with leading an activity at one or more of the Leavers' Services. We also need help with setting up and clearing up the activities. I have attached the list of which schools will be attending each service because it would be lovely if those who are involved with a particular school could be volunteers at their service.

Leading an activity at one of the services will involve doing the same activity with four groups of children during the service. We shall set up the activities on Monday morning and they will be left up until Thursday after the last service.

There will be short briefing sessions for volunteers on ??? here at ???; 11.00am, 2.00pm, 5.30pm. Please try to attend one but if you can't make a briefing session please don't let that prevent you from volunteering.

The services will be held on:

Monday 7/7	Set up morning	9.00-11.30
Monday 7/7	Leavers Service A	12.00-2.00pm Children arrive 12.30
Tuesday 8/7	Leavers Service B	9.30-11.30am Children arrive 10.00
Tuesday 8/7	Leavers Service C	12.00-2.00pm Children arrive 12.30
Wednesday 9/7	Leavers Service D	9.30-11.30am Children arrive 10.00
Wednesday 9/7	Leavers Service E	12.00-2.00pm Children arrive 12.30
Thursday 10/7	Leavers Service F	9.30-11.30am Children arrive 10.00
Thursday 10/7	Clear up	1.00- 3.00pm

If you are able to offer help with one or more of these services or equally importantly with the setting up and clearing away, please complete the attached form and return it to me here at: (*Office address*)

Or by email to (*Email address*)

If you have any questions or queries about the Leavers' Services please do not hesitate to contact me.

Those who helped last year enjoyed the experience and several offered straight away to help again this year. I do hope that you will be able to join us for one or more of the services. If you know of other groups or individuals that are involved with local schools who may be willing to be involved please would you let me have a contact name and details so that I can invite them to be involved. It is really useful to have some photographs of the Leavers Service for various presentations and use in our Diocese magazine or on the website. If you know anyone who has a flair for taking photographs and might be willing to come to one or two of the services with their camera could you put us in touch.

Yours faithfully,

Jane Whittington
Schools Office, Diocese of Guildford

APPENDIX 9: VOLUNTEER REPLY FORM (Guildford)

Your name _____

Your address _____

Your email address _____

Your phone number _____

The church or organisation with which you are linked _____

The names of any church primary schools with a Year 6 with which you have links. (We would like to allocate volunteers with schools they know where possible)

Date	Time	I can offer help for this service. Please tick
Monday 7/7	Set up 9.00-11.30am	
Monday 7/7	12.00 noon -2.00pm	
Tuesday 8/7	9.30-11.30am	
Tuesday 8/7	12.00 noon – 2.00pm	
Wednesday 9/7	9.30-11.30am	
Wednesday 9/7	12.00 noon -2.00pm	
Thursday 10/7	9.00-11.30am	
Thursday 10/7	Clear up 1.00-3.00pm	

Please return this form to me by (Date)

APPENDIX 10: LEADER'S WELCOME (Guildford)

This sheet contains the information that you should need while you are at the Cathedral.

If you need help during the service, please ask one of the Education Centre staff who will be wearing a high-visibility vest. If you need extra supplies for any of the prayer activities, please ask one of the Education Centre staff.

Arrival

Leave your school standard at the back of the Cathedral in the place indicated by your school name.

Lunch boxes can be left in the West Porch. Please name your crates. Please do not bring any food or drink other than bottles of water into the cathedral. This includes adult's coffee.

Toilets

The toilets are next to the Refectory. Please be aware that these are public toilets. Children needing to go to the toilet during the services will need to be accompanied by school staff and they have to cross the approach road to access them.

Activities

There is a pack for each of your school groups, this shows which reflective prayer activity they should do at which times. 3 minutes is allowed for movement between the activity zones. There are multiple copies of each activity, so there should be plenty of space in each zone. Just go to an activity in that zone which is empty; supermarket self-checkout style!

Please move your group onto the next activity when it is time to do so. There will not be a signal

Services

For those coming to a morning service, when the organist begins to play at 10.50am, please take your seats in the nave for the service.

For those coming to an afternoon service, when the organist begins to play at 1.20pm, please take your seats in the nave for the service.

One of the adults will need to take your standard bearers to the back of the Cathedral where one of the Education Centre staff will show them what to do. Please keep four seats at the outside end of your block free for your standard bearers and candle bearer.

Please make sure that the standard bearer and candle bearer leave their bookmarks and flags on their seats during the final procession. Perhaps a friend can collect them for them.

Emergencies

In the event of fire during the activities please vacate by your nearest exit and assemble on The Green in front of the main cathedral doors. Marshals will guide you to this exit.

Please use your own first aid kit, although we do have supplies in the Education Centre if required.

There are water and tissues on the supplies table in the porch.

School staff and accompanying adults remain responsible for the welfare and behaviour of pupils throughout the Leavers Service . Should there be an accident/health or safety incident, please let one of the Diocesan Education Centre staff know.

Leaving

Please leave the hymn sheets on your seats so that we can reuse them at the next service.

Remember to take your book marks with you.

Picnics

You are welcome to picnic on the south lawn. Please take your rubbish back to school with you. Our bins are not big enough for the rubbish from 3000 picnics!

Thank you. We hope that you enjoy the service.

APPENDIX 12: FEEDBACK FORM (Guildford)

I know that July now seems a very long time ago and you are getting to know this year's Year 6 classes; however it would be very helpful to have some feedback on the Leavers' Services so that I can make changes to the preparations for July 2015. The intention is to have the same interactive format again this year but make the service a bit shorter. There will be a smaller number at each service so it will be possible to have an indoor wet weather plan! I will be in touch after Christmas to ask you about your children's favourite hymns.

Did you have the right amount of time to complete the activity? Please circle.

Sorry stones	Too long	Just right	Too short
Wow bunting	Too long	Just right	Too short
Thank you pipe cleaner people	Too long	Just right	Too short
Please hands	Too long	Just right	Too short

Did most of the children engage with the activity? Please circle

Sorry stones	Yes	No	Only a few
Wow bunting	Yes	No	Only a few
Thank you pipe cleaner people	Yes	No	Only a few
Please hands	Yes	No	Only a few

Do you have any additional comments about the activity?

Sorry stones	
Wow bunting	
Thank you pipe cleaner people	
Please hands	

The service

We liked...	Even better if...

Do make any further comments / suggestions on the back.

Please send this back to me by half term, 24th October.

Thanks